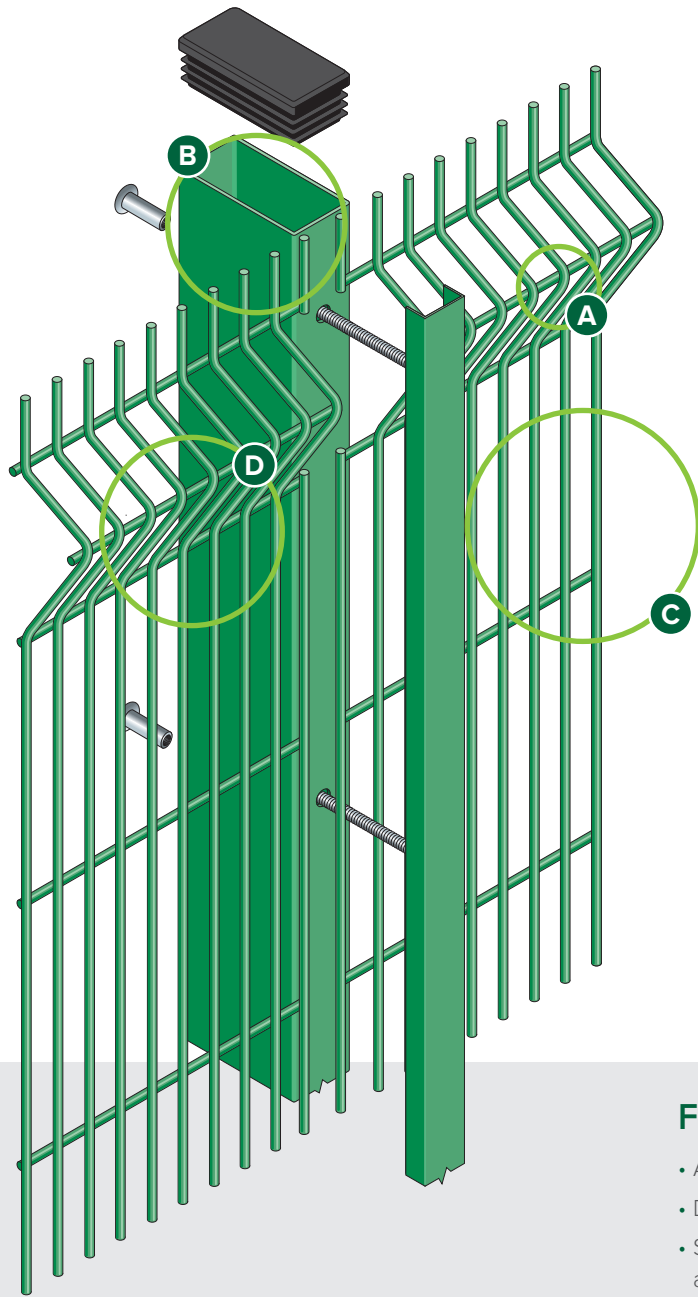


# ULTIMATE EXTRA SR1™

PROFILED PANEL SYSTEM TO SECURED BY DESIGN



- A** 6mm diameter wires with 165x25mm mesh aperture
- B** Galvanised and polyester powder coated RHS post
- C** Full length clamp bar for secure fixing and infinitely variable panel stepping within post length
- D** Profiled for extra strength

Conforms to **BS1722: Part 14**



Exploded view of post and clamp for Ultimate Extra SR1 panel system  
 NB: This product has additional features not demonstrated for security reasons

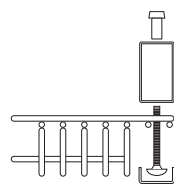
## FEATURES

- Aesthetic solution
- Difficult to climb and cut
- Secured by Design accredited system
- Approved by planning authorities
- Full range of RAL colours available

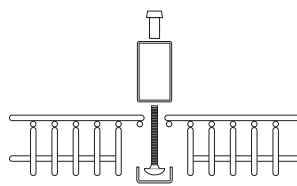
## SUITABLE FOR

- MOD
- Airports and seaports
- Police stations & secure units
- Utility suppliers

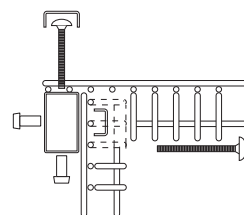
### SYSTEM DETAILS



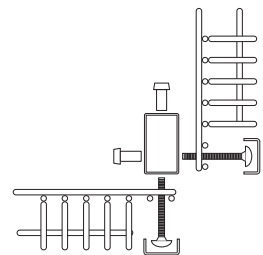
Plan of end



Plan of panels in line



Plan of internal corner



Plan of external corner

CALL 01270 764751 OR VISIT [WWW.CLD-FENCING.COM](http://WWW.CLD-FENCING.COM)



## DESCRIPTION

There are premises where only the highest levels of security will suffice. Places like Ministry of Defence buildings, police stations and airports, where you need guarantees that your fencing is up to the task. It's these locations that Ultimate Extra SR1™ was designed for.

As the highest security profiled panel system in our Ultimate™ range, Ultimate Extra SR1™ includes many enhanced security features, including durable 6mm diameter wires, projecting spikes at the top of each panel, large steel posts, a full length clamp bar, plus revolutionary built-in SafeTfix security fixings that are totally enclosed.

Conforming to BS 1722-14 for open mesh steel panel fences and carrying certification to Loss Prevention Standards 1175 Security Ratings (SR1), it will withstand attacks from standard hand tools. Plus, as an added seal of approval, Ultimate Extra SR1™ comes with the UK Police Secured by Design accreditation as an effective form of crime prevention.

## FINISH

Our welded steel wire mesh high security fencing panels are galvanised and polyester powder-coated after stringent cleaning and treatment to give a well-adhered coating of 60 microns. RAL range of colours available.

## PANEL DIMENSIONS

Heights†	2030, 2430, 3030mm
Panel width	2475mm 2050mm (3030mm)
Mesh size	165 x 25mm
Wire diameter	6mm
Triangular folds	3 or 4
Top edge projection	25mm†

† Can be inverted to give flush edge  
All dimensions are nominal

## ULTIMATE EXTRA SR1 POSTS AND CLAMPS

For the Ultimate Extra SR1 profiled panel system, CLD offers a standard post and clamp system which provides a complete method of securing, allowing infinitely variable stepping of panels within the post length. It is versatile, strong, simple to fix and vandal resistant, yet allows panels to be removed without damage to either post or clamp. Accidentally damaged panels can be replaced without removing the post.

## SLOPING GROUND

Panels can be stepped as required. Where gradients exceed 1:16, it is recommended that taller panels are either part-buried or additional posts are used.

## VARIATIONS

In addition to the standard posts many variations are available to accommodate site requirements.

## DIMENSIONS

Posts	80 x 40mm RHS
Flat clamp bars	41 x 21mm
Post centres	2485mm 2060mm (3030mm)

