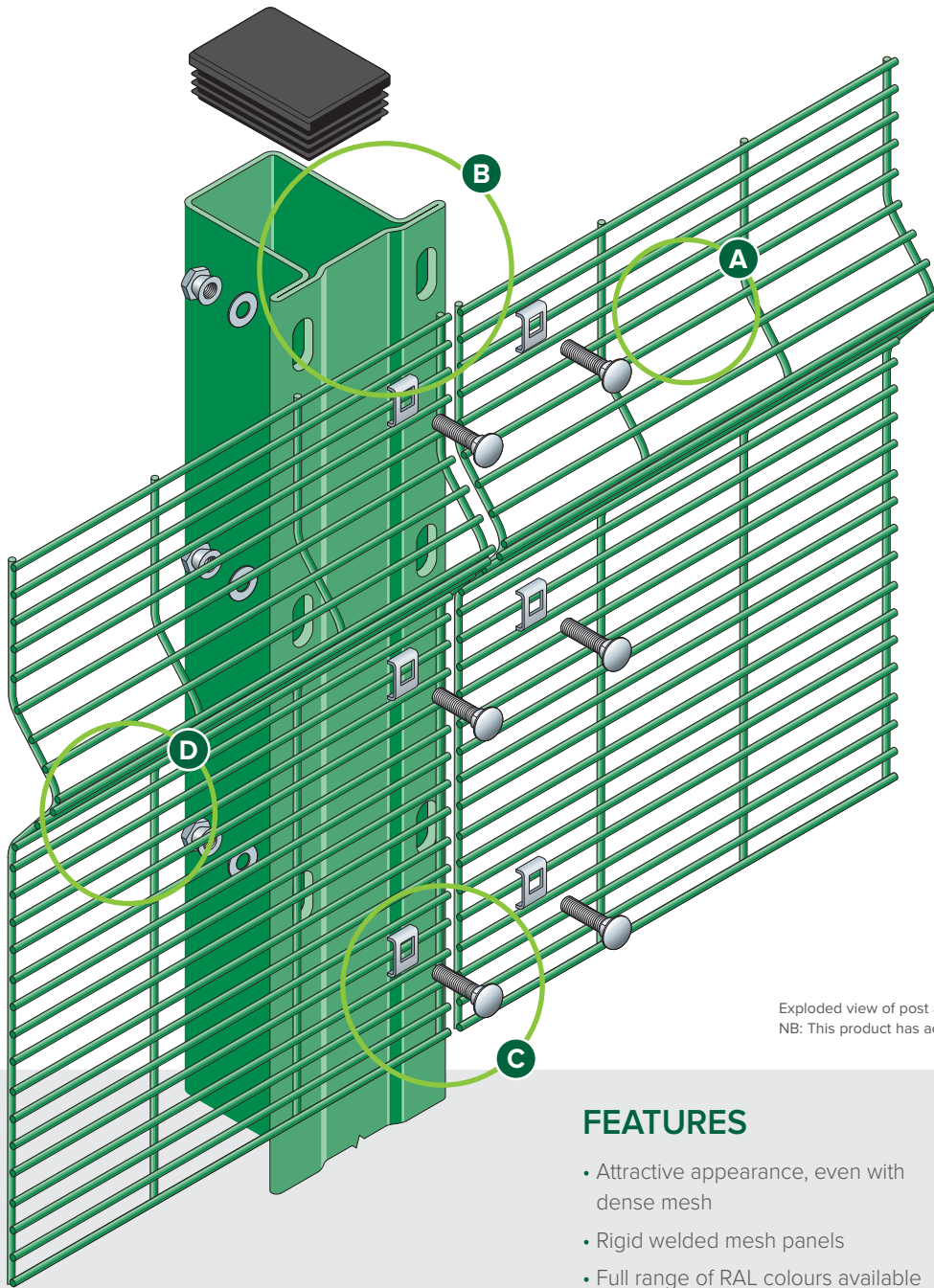


# SECURUS PROFILED™

## PROFILED PANEL SYSTEM



- A** Anti-climb close mesh
- B** Continuous flanged post made from high strength steel for added durability
- C** Through bolt with non removable security washer and shearnut
- D** Tight profile for extra rigidity

Conforms to **BS1722: Part 14**



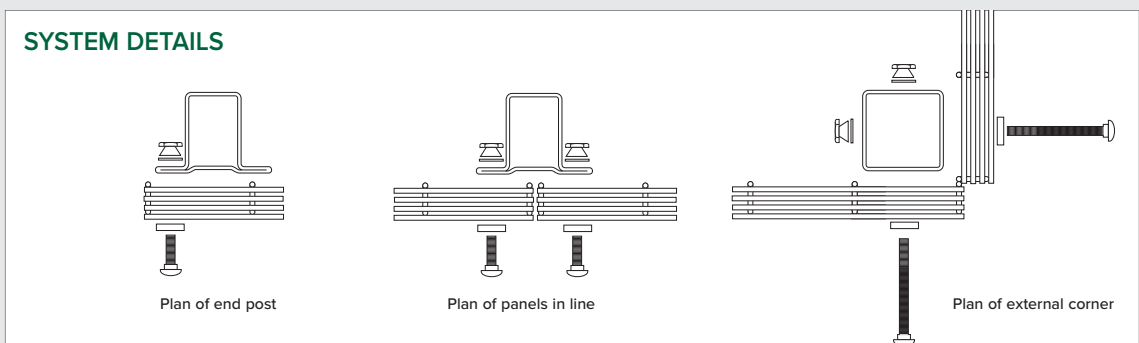
Exploded view of post and fixing details for Securus profiled panel system  
NB: This product has additional features not demonstrated for security reasons

### FEATURES

- Attractive appearance, even with dense mesh
- Rigid welded mesh panels
- Full range of RAL colours available

### SUITABLE FOR

- Schools
- Industrial and commercial units
- Police stations and secure units
- MOD
- Airports and seaports





## DESCRIPTION

The strength of your fencing system can make the difference when it comes to protecting your high level premises, valuable stock and key assets. The tight upper profile of Securus Profiled™ does all of this and far exceeds those expectations.

Offering all of the same great security features and aesthetics of the flat panel Securus™ system, the Securus Profiled™ system is versatile, durable and practical, with the profile enhancement adding an extra level of rigidity to an already-solid structure.

Each welded steel wire panels is fixed securely to the continuous unique steel post using non removable shear nuts, providing a fantastic outer perimeter for clients who need high level security.

Securus Profiled™ also conforms to BS 1722-14 for open mesh steel panel fences, giving added peace of mind to the schools, businesses and government departments who use it.

## FINISH

Our welded steel wire mesh fencing panels are galvanised and polyester powder-coated after stringent cleaning and treatment to give a well-adhered coating of 60 microns. Or available as galvanised only which is a high aluminium content galvanising giving four times the life of BS 443. This finish is free of the sharps and irregularities found in the hot dip galvanising process. RAL range of colours available.

## PANEL DIMENSIONS

<b>Heights</b>	1800, 2000, 2410, 2970mm other heights from 500mm up to 6000mm available on request with different post options
<b>Panel width</b>	2515mm
<b>Mesh size</b>	76.2 x 12.5mm
<b>Wire diameter</b>	4mm (horizontals and verticals)
<b>Top edge projection</b>	Nil – wire is flush on all edges

All dimensions are nominal

## SECURUS POSTS

For the Securus profiled panel system, CLD offers their own unique state of the art post. A roll formed section designed to facilitate ease of installation, providing maximum security when combined with security fastenings.

The CLD Securus post is a flanged rolled, hollow, section formed out of a high grade steel strip (40% higher yield than conventional hollow section), cold rolled with 25mm integral slotted frames each side with a centre recess, allowing panels to be fitted independently of each other providing a flush face, reducing distortion in the panel and increasing post centres. Panels are attached using M8 x 25 cup square galvanised bolts and security clips, washers and permacone fixings.

## SLOPING GROUND

Panels can be stepped as required on the post system. Where gradients exceed 1:16, it is recommended that taller panels are either part-buried or additional posts are used. Panels can also be sloped to the following gradients, within the tolerance of the post section:


1800mm high: 1 in 45    2000mm high: 1 in 50  
2410mm high: 1 in 60    2970mm high: 1 in 75

## VARIATIONS

The posts are available in different lengths to accommodate panel heights and ground conditions.

- Wall fixing plates, cranked posts or base plated
- Cranked or straight extensions for barbed or razor wire
- Cranked panels

Posts made from standard sections are available.



## DIMENSIONS

<b>Posts</b>	80 x 60mm special flanged section (patent applied for)
<b>Corner posts</b>	80 x 80mm standard RHS section
<b>Post centres</b>	2520mm